


# CABLE MANAGEMENT SYSTEMS



**Cablelink-*Rapide*** Floorboxes

- Unique patented fast-fit retention system
- Made in Great Britain
- Produced within a ISO 9002 environment

## CABLELINK - *RAPIDE*

**L** leading the way forward in cable management solutions, Ackermann has revolutionised the traditional floor box concept with the introduction of **Cablelink-Rapide**.

Offering the fastest and simplest method of installation available, **Cablelink-Rapide** provides a cost-effective interface between services beneath the floor and the office environment.

Unlike many other floor boxes on the market, **Cablelink-Rapide** requires no installation tools and can be secured in a fraction of the time taken for conventional systems.

Supplied to site as a complete unit to the required specification, **Cablelink-Rapide** is simply dropped into the floor tile aperture and snapped into position.

- Supplied fully-assembled



- Simply drop into the aperture



**Customer Services Direct Line**  
01908 519469

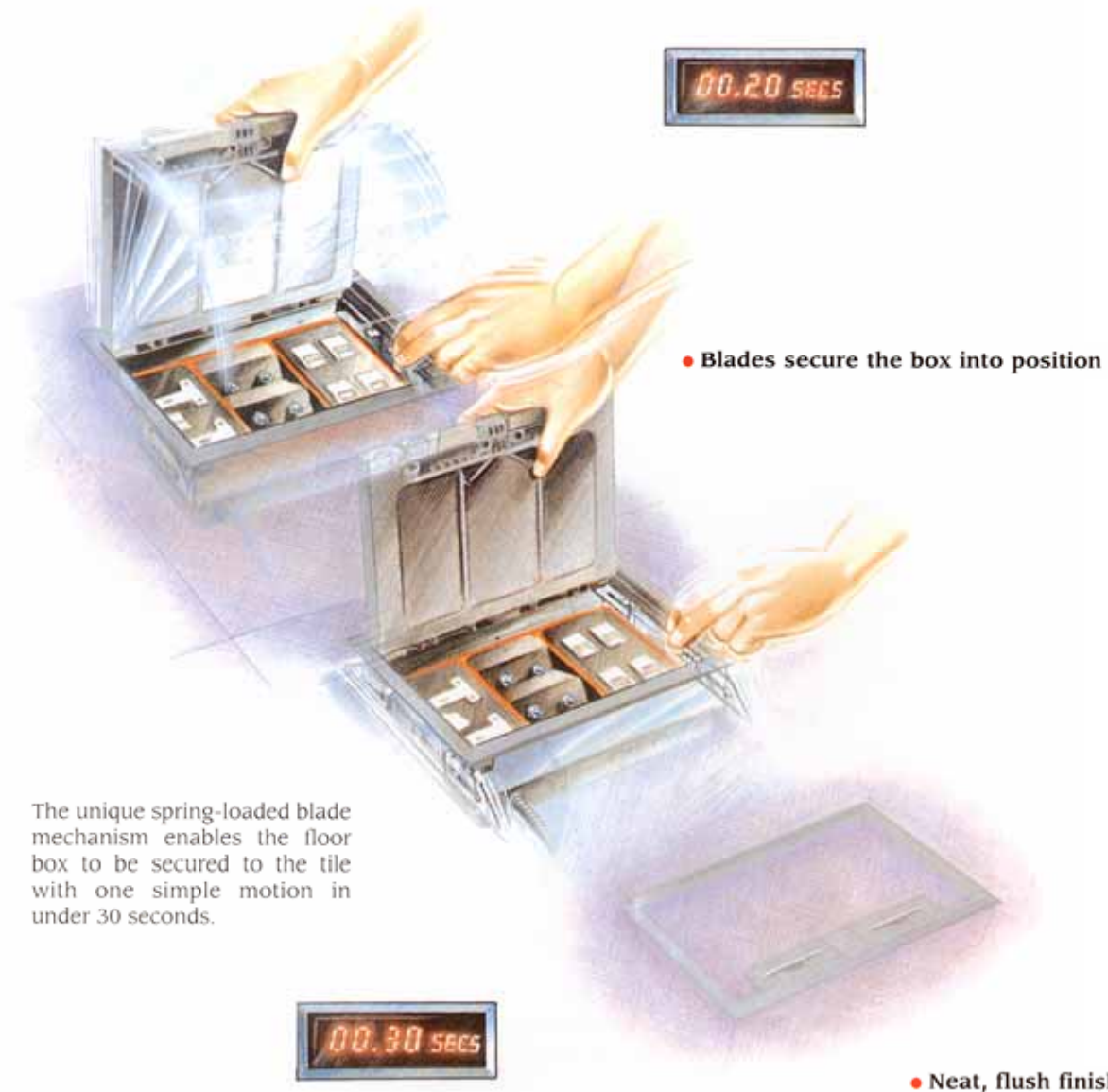


• Unique blade mechanism

• Easy to fix top blade

• Caters for all floor tiles

• Open the lid and release the catch



• Blades secure the box into position

The unique spring-loaded blade mechanism enables the floor box to be secured to the tile with one simple motion in under 30 seconds.

• Neat, flush finish



## CABLELINK - **RAPIDE** · The Range

**Cablelink-Rapide** has been designed for a wide range of applications providing a flexible and durable solution to floor box requirements.

**Cablelink-Rapide** features a spring-loaded blade mechanism to simplify installation and dramatically reduce installation time.

The bevelled carpet frame (including carpet grippers) and self-closing lid are manufactured from hard-wearing grey polyamide.

Providing extra flexibility, the lid can be reversed to change the direction of the cable outlets.

Cord caps allow the cables to protrude from the box when the lid is closed eliminating the risk of severing. Integral sponge inserts hold cables firmly in position and prevent the ingress of dust and dirt.

Manufactured from galvanised steel, the tile frame provides a neat housing for individual modules.

Accommodating a wide range of interchangeable mounting plates and accessories, the modules can be configured to suit individual requirements.

- Available in 2, 3 and 4 compartments  
To suit a wide range of applications



A 10mm recessed lid caters for a wide range of carpets. A thick steel load-plate ensures **Cablelink-Rapide** withstands the working loads of the PSA MOB PF2 PS January 1990 specification for raised floors.

A stainless steel lifting handle is concealed neatly within the cord cap providing easy access to the services in the floor box.

Knockouts accepting 20mm and 25mm flexible conduits allow the modules to be supplied pre-wired and tested to further increase the speed of installation.

**Customer Services Direct Line  
01908 519469**

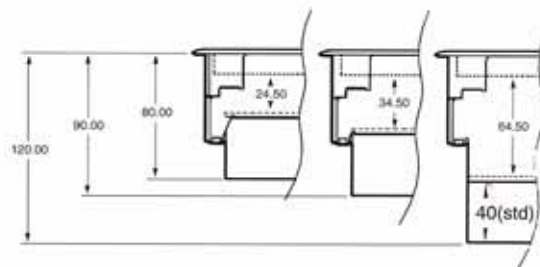


Hole and carpet insert cutting templates available on request

| Box type      | L   | W   |
|---------------|-----|-----|
| 2-compartment | 210 | 210 |
| 3-compartment | 261 | 210 |
| 4-compartment | 342 | 222 |

General tolerance +0  
-1.5

- Cut out sizes (mm)

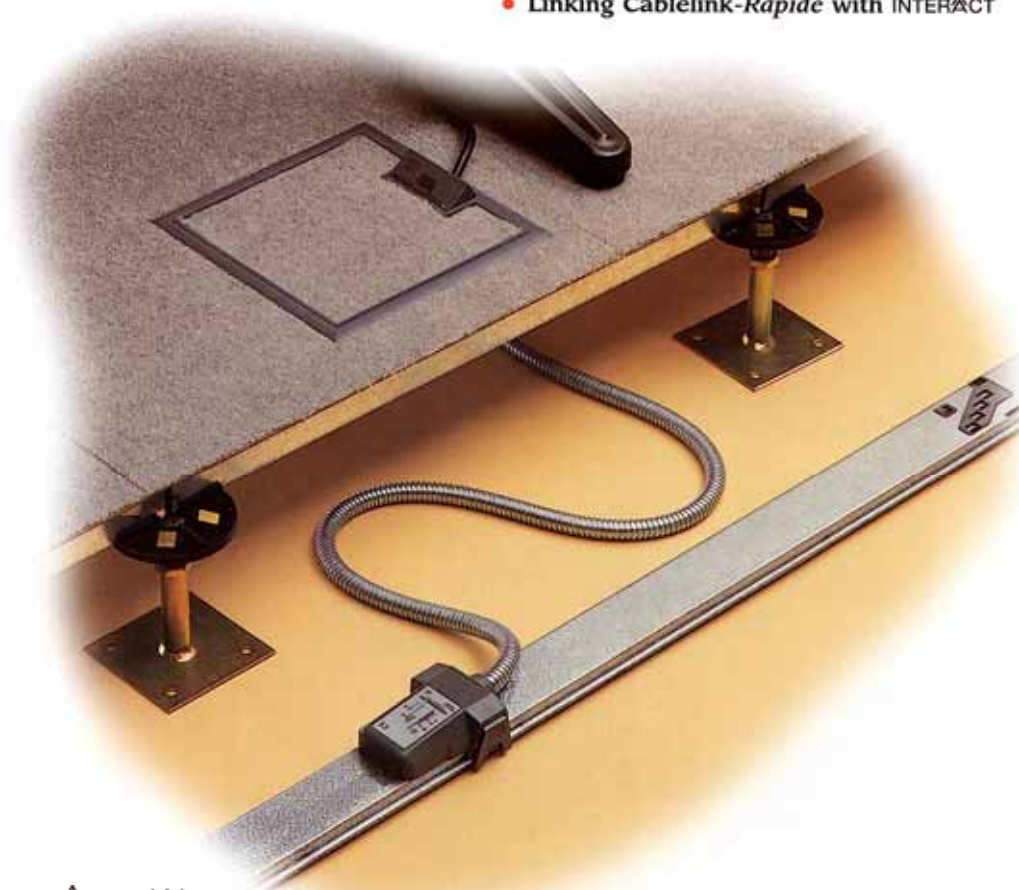


- Overall depths and plug top clearances (mm)  
**Cablelink-Rapide** is available in depths of 80mm, 90mm and 120mm to cater for a range of floor voids and to allow for varying plug top clearances.

## COMBINING BOX WITH BAR

Combining pre-wired **Cablelink-Rapide** with Ackermann's quick fit **INTERACT** power track creates the fastest possible solution for the distribution of power throughout the building.


- Linking Cablelink-Rapide with **INTERACT**



Integrating **INTERACT** within **Cableway**, Ackermann's modular trunking system, creates a neat and versatile solution for distributing power, voice and data services under raised floors.

For full details of the Ackermann power track and trunking system, please refer to the **INTERACT** and **Cableway** Product Guides.

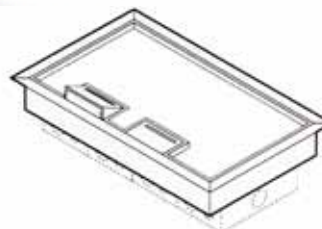
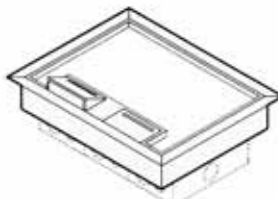
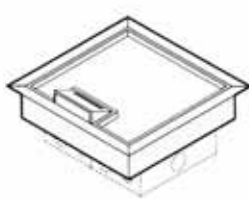
- Non-standard configuration removes the need for a 'special plug'. Converts a normal BS1363 plug to non-standard without rewiring.
- Removes the issue of warranty invalidation by removing moulded plugs.
- Saves time on site, no need to replace plug.
- 607 compliant.
- ASTA certified.



*Non Standard (NS) Keyed Socket Option*

## SIMPLE TO ORDER · *Step 1*

*Simply select the size and depth of floor box required to accommodate modules and mounting plates to suit your particular requirements.*



| 2 - COMPARTMENT |              |
|-----------------|--------------|
| Overall Depth   | Part No.     |
| 80mm            | CLR 2080 GRY |
| 90mm            | CLR 2090 GRY |
| 120mm           | CLR 2120 GRY |

| 3 - COMPARTMENT |              |
|-----------------|--------------|
| Overall Depth   | Part No.     |
| 80mm            | CLR 3080 GRY |
| 90mm            | CLR 3090 GRY |
| 120mm           | CLR 3120 GRY |

| 4 - COMPARTMENT |              |
|-----------------|--------------|
| Overall Depth   | Part No.     |
| 80mm            | CLR 4080 GRY |
| 90mm            | CLR 4090 GRY |
| 120mm           | CLR 4120 GRY |

The above part numbers refer to the tile frame, carpet frame and lid only.



Power modules can be supplied pre-wired to INTERACT power track tap-offs to further speed installation.

### TOP BLADE KIT

Caters for thin or dimpled floor tiles.

| Part No. | CLR 9003 |
|----------|----------|
|----------|----------|

For floor tile plus carpet thickness of 2mm - 31mm.

| INTERACT Tap-off Options |                | 3m                   | 5m                   |
|--------------------------|----------------|----------------------|----------------------|
| 3 pin                    | Standard Fused | UT 33201<br>UT 31301 | UT 53201<br>UT 51301 |
| 4 pin                    | CE Fused       | UT 33204<br>UT 31304 | UT 53204<br>UT 51304 |

For a full range of tap-off options, please refer to the INTERACT Product Guide.



### Power

- BS 1363 sockets are supplied complete with insulated mounting plates.
- Insulated mounting plates are 76.5 x 186mm.
- All sockets are twin earth for section 607 compliance.
- ASTA certified.

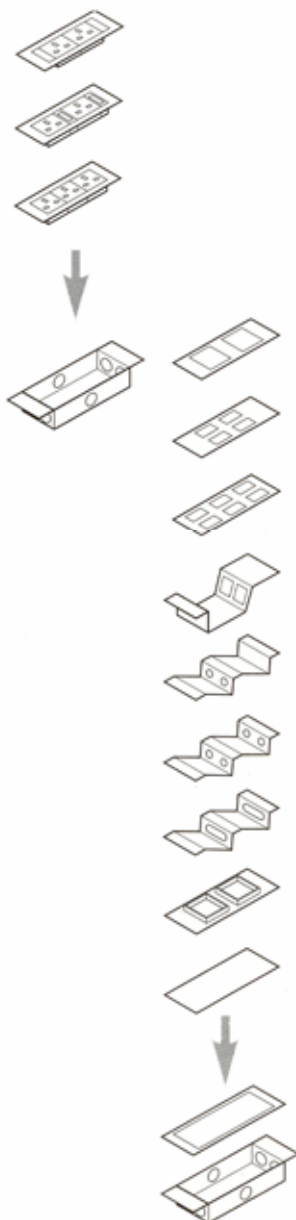
### Voice and Data




- A full range of accessories and pre-wired options for voice and data is available on request.
- Grey 'Colourcoat' mounting plates are 72.5 x 181mm (supplied with red surround frames).
- 86mm square accessories are available on request and suitability is dependent upon the floor box configuration.
- Ackermanns own range of Cat 5 E connectors, patchpanels and cables are also available.

- Accessories box available as standard 40mm depth, or in non-standard depths of 29,35,45 and 65mm.

## SIMPLE TO ORDER · Step 2

Choose your power, voice and data requirements to fit within the floor box selected from the previous page.



| Description  | Module and mounting plate   | Mounting plate only   |
|--|---|---|
| 2 gang S.O   | CL11700*  | CL10700*  |
| 2 gang S.S.O   | CL11710*  | CL10710*  |
| 3 X 1 gang S.O   | CL11720*  | CL10720*  |
| Keyed plate to suit Non-standard sockets (sold in 10's)            | NSKEYPLATE  |  |
| To accept 2 x LJ2 sockets (68mm <sup>2</sup> facia)                | CL21101   | CL20101   |
| To accept 4 x LJ6C or RJ45 (Cut out size 36.7mm x 22.2mm)          | CL21201   | CL20201   |
| To accept 6 x LJ6C or RJ45 (Cut out size 36.7mm x 22.2mm)          | CL910115  | CL932205  |
| To accept 2 x IBM data connectors (supplied with special module)   | CL31261   | -   |
| To accept 2 x BNC connectors (including insulation washers)        |  CL31341 | CL30341   |
| To accept 4 x BNC connectors (including insulation washers)        |  CL31361 | CL30361   |
| To accept 2 x 25-way 'D' connectors                                | CL31401   | CL30401   |
| To accept 2 x Euro 50 x 50mm accessories** (inc. mounting collars) | CL31501   | CL30501   |
| Flat blank plate (for future requirements)                         | CL31201   | CL30201   |

\* Suffix "NS" added to std part numbers to indicate NS Keyed socket required.

\*\* An extensive range of Euro accessories is available on request.

In the interest of continual improvement Ackermann reserve the right without prior notice to alter design and specification of the products illustrated in this catalogue.



Ackermann Ltd  
Michigan Drive, Tongwell, Milton Keynes MK15 8HQ  
Tel: (01908) 611780 Fax: (01908) 618066

[www.ackermann.co.uk](http://www.ackermann.co.uk)